



To be used together with these written SOPs:

'**Chemicals**' video. [Tap here to play](#)

'**Personal Protective Equipment (PPE)**' video. [Tap here to play](#)

All chemicals used throughout the business must be JDW approved.

The cleaning chemicals are noted in a SOP by its generic name.

The following list will help you identify and use the correct chemical.

Chemicals are supplied via the NDC unless otherwise stated.

Where colour coded cloths are noted in the SOP, these must be used in line with SOP OF0002 – Use of disposable cloths.







When diluting chemicals, pour in the water first and then add the chemical (unless stated otherwise in the SOP).





If PPE is noted in the SOP this must be worn when using the specified chemicals.






Disposable or rubber gloves can be worn for any light cleaning activities even if PPE is not designated in the task.

The COSHH Manual provides additional safety information for each chemical. Staff must be trained in the safe and correct use of chemicals and must be fully briefed on the COSHH Manual during their Induction.







ALWAYS READ THE LABEL / FOLLOW INSTRUCTIONS

Generic SOP name	Product	Details
Smart pump bucket fill		Smart pump bucket fill. <ul style="list-style-type: none"> • Pack size used with dispenser - 5 litre. • Wall mounted dosing system for highly concentrated chemicals. • Dispense direct to bucket and dilute with water. • Dispenses 25ml of product per pump.
Pot wash pump		Pot wash pump and 5 litre holder. <ul style="list-style-type: none"> • A specific pot wash wall mounted pump for dispensing concentrated super lemon sink wash detergent. • Pack size used - 5 litre.
Trigger spray bottle holder		Trigger spray bottle holder <ul style="list-style-type: none"> • Ensure trigger spray bottles are returned to the holder after use. • Keep the holder clean and free of chemical spillage.
Pelican pump Product code – 151100		Pelican pump. <ul style="list-style-type: none"> • Dispenses 30ml of product per pump.
Eco dispense system		Eco dispense system. <ul style="list-style-type: none"> • Pack size used with dispenser – 2 and 5 litres. • Wall mounted dosing system for highly concentrated chemicals. • Press the large black button inwards ONCE to dispense the chemical into the trigger spray bottle. • Dispenses 20ml of product per pump.
Hand sanitiser Product code - SCLEA123		Hand sanitiser. <ul style="list-style-type: none"> • Pack size - 5 litres. • For use with the specific PHS dispenser. No dilution necessary. • Dosage: one pump is sufficient for two hands.







Generic SOP name	Product	Details
Washing up liquid Product code – 030600		Super lemon sinkwash detergent. <p>For manual washing & soaking of utensils, pans, plates & cutlery.</p> <ul style="list-style-type: none"> • Pack size 2 x 5 litre. • Dosage: <ul style="list-style-type: none"> • 1 x 30ml dose (one pump) per 10 litres water. • 3ml /litre of hot water (part pump). • Use only through pot wash pump.
Floor cleaner Product code – J030390		Carefree maintainer - floor polish maintainer (wooden floors). <p>A wax based cleaner/maintainer for wooden floor surfaces.</p> <ul style="list-style-type: none"> • Pack size - 2 x 5 litre. • Dosage: 4 x 30ml doses via Pelican pump per 5 litre of hot water. • Suitable for use with buffing machine for extra shine. • Use only through Smart Pump Bucket Fill or Pelican pump dispenser system. • Refer to SOP CL0029 – How to maintain a wooden floor.
Metalised floor polish Product code – 403190		Carefree emulsion - metalised floor polish. <p>To add slip resistance and polish to most non-porous floor surfaces.</p> <ul style="list-style-type: none"> • Pack size - 2 x 5 litre. • Dosage - ready to use, no dilution required. • Polish must be applied neat onto a grease free floor. • Apply evenly with a new dry mop. Allow at least 30 minutes drying time between layers of polish. • Do not mix with any other chemical.
Floor stripper Product code – 100834247		Carefree speed stripper - speed floor stripper. <p>Product is applied to polished floors to remove the polish before they are to be re-polished.</p> <ul style="list-style-type: none"> • Pack size - 2 x 5 litre. • Dosage: 7 x 30ml doses via pelican pump per litre of cold water. • Low foaming suitable for sealed wooden and all water resistant floors. • Mop floor liberally, leave for 10 minutes but do not allow the floor to dry out. • Remove slurry with mop or wet vac and rinse thoroughly. • Ensure no residue remains. • Allow surface to dry for up 30 minutes before applying polish. • Use only through smart pump bucket fill or pelican pump dispenser system.

Generic SOP name	Product	Details
Floor cleaner Product code – 041000		Ultra floor cleaner. Low foaming floor cleaner suitable for altro floor, floor tiles and concrete surfaces. <ul style="list-style-type: none"> • Pack size - 2 x 5 litres. • Dosage: 3 x 25ml doses via smart pump bucket fill per 10 litre of hot water. Floor Cleaning: <ul style="list-style-type: none"> • Apply using a mop and /or with a floor deck scrubber. • Rinse with clean hot water and allow to dry. • Suitable for cellar and bar floors. • Use only through smart pump bucket fill or pelican pump dispenser system. • Wear suitable PPE (gloves, apron and goggles) when handling this chemical.
Toilet cleaner Product code – 053700		Heavy duty toilet cleaner. Suitable for all toilets including stainless steel and porcelain. <ul style="list-style-type: none"> • Pack size - 6 x 1 litre directional flip top nozzle. • Dosage - ready to use, no dilution required. • Apply evenly under the toilet rim, leave for up to 5 minutes. • Wear suitable PPE - Rubber gloves when opening the product.
Grill cleaner Product code – 056800		Hot grill cleaner. For high temperature grill cleaning. <ul style="list-style-type: none"> • Pack size - 6 x 1 litre. • Dosage - ready to use via directional jet, no dilution required. • For use when completing hot clean. • Use heat resistant gloves and apron for all hot cleaning tasks.
Glass polish Product code – 070200		Glass & stainless steel cleaner. Multi-surface cleaner for glass and stainless steel. <ul style="list-style-type: none"> • Pack size - 6 x 750ml with trigger. • Dosage - ready to use, no dilution required. • Turn nozzle to 'ON' to use. • Apply onto a cloth or blue roll and apply. • Wipe off/buff immediately with blue roll. • Suitable to use on brass kick and hand door plates.
Furniture polish Product code – 070300		Furniture polish. Suitable for wood and hard surfaces. <ul style="list-style-type: none"> • Pack size - 6 x 750ml with trigger. • Dosage - supplied in a trigger spray ready to use. • Turn nozzle to 'ON' to use. • Spray onto a clean cloth and apply sparingly onto a dry surface, buff to gloss finish.







Private and confidential – for internal use only

Generic SOP name	Product	Details
Air freshener Product code – 070400		Air freshener. Floral fragrance not to be used in kitchen areas. <ul style="list-style-type: none"> • Pack size - 6 x 750ml with atomiser trigger. • Dosage - supplied in a trigger spray ready to use. • Turn nozzle to 'ON' to use. • Do not spray over hard surfaces or furnishings. • Floral fragrance not to be used in kitchen areas.
Brass cleaner Product code – 070700		Peek all metal polish. Suitable for metal surfaces. <ul style="list-style-type: none"> • Pack size - 1kg tin. • Dosage - ready to use, no dilution required. • Four in one action - cleans, polishes, restores & protects. • Apply small amount onto clean cloth, apply onto surface and buff instantly. • Can buff daily with glass cleaner in between applications. • Wear suitable PPE - Disposable gloves.
Odour eliminator Product code – 080900		Toilet odour eliminator. Suitable on all surfaces including carpets, furniture, soft furnishings and toilet areas. <ul style="list-style-type: none"> • Pack size - 6 x 750ml with trigger. • Dosage - supplied in a trigger spray ready to use. • Turn nozzle to 'ON' to use. • Biological formulation digests the original source of malodour including urine & vomit.
Spirit measure cleaning fluid Product code – SCLEA57		Spirit measure cleaning fluid. Suitable to clean optic and spirit measures. <ul style="list-style-type: none"> • Pack size – 1 litre. • Dosage - refer to manufacturer's instructions for correct dosage. • Dilute in warm water in the sink. • Do not add to dish washer. • Wear suitable PPE - Rubber gloves.
Pre-wash lipstick remover Intro pack – W0302 Refill pack – W0303	 	Quash pre-wash lipstick remover. Remove lipstick from rim of glass prior to placing in glass wash machine. <ul style="list-style-type: none"> • Pack size - 1 litre. • Dosage - ready to use, no dilution required. • Use to remove lipstick from rim of glass prior to placing in glasswash machine. • Use with circular applicator and foam pad. Applicator and foam pad: <ul style="list-style-type: none"> • Remove applicator rim and foam pad from applicator. • Wet foam pad with water and squeeze out excess. Replace in applicator. • Using the measuring cup from the top of the Quash bottle, pour 6 x 50ml of water onto the foam pad. Replace applicator rim. • Pour 1 x 50ml of Quash solution evenly over the foam pad. • Use as required throughout the day. • Wash all parts in warm water at the end of night closedown. • Hand wash only.







Private and confidential – for internal use only

Generic SOP name	Product	Details
Rational cleaning tablet and Rational rinse aid tablet		Rational cleaning tablets & Rational rinse aid tablets. <ul style="list-style-type: none">Refer to SOP K0040 - Cleaning the Rational combi steamer.Refer to SOP K0079 - Cleaning the Rational Combi Steamer – White Efficiency 5 Senses Model.Refer to SOP K0146 - Cleaning the Rational combi steamer - iCombi Pro modelPack size - Cleaning tablet RED - 1 x 100, Active GREEN cleaning tablets 1x150, Care tablets - 1 x 150, Rinse aid tablet - 1 x 100.Dosage - Ready to use – tablet form.
Cleaning tablets RED 1x100 Product code - W0318		All models (except iCombi) – Red cleaning tablets: <ul style="list-style-type: none">The Rational screen will prompt the number of cleaning tablets required.Remove the required tablets from the foil packaging.Place cleaning tablets into the internal basket.Wear suitable PPE (gloves) when handling this chemical.
Active GREEN cleaning tablets 1x150 Product code - W0966		iCombi models – Active green cleaning tablets: <ul style="list-style-type: none">The Rational screen will prompt the number of cleaning tablets required.Remove the required tablets from the foil packaging.Place cleaning tablets into the internal basket.Wear suitable PPE (gloves) when handling this chemical.
Care tablets - BLUE 1 x 150 (with drawer) Product code - W0361		For models with a care tablet drawer – Care tablets: <ul style="list-style-type: none">The Rational screen will prompt the number of care tablets required.Remove the required care tablets from the foil packaging.Place care tablets into the care tablet drawer at the front of the oven.Wear suitable PPE (gloves) when handling this chemical.
Rinse aid Blue 1x50 (without drawer) Product code - W0360		For models without a drawer - Rinse aid tablets: <ul style="list-style-type: none">The Rational screen will prompt the number of rinse aid tablets required.Remove the required rinse tablet from foil packaging and retain in its jelly pack.Place into the basket along with the cleaning tablets.Wear suitable PPE (gloves) when handling this chemical.
Pre-wash lipstick remover Intro pack – W0302 Refill pack – W0303	 	Quash pre-wash lipstick remover. Remove lipstick from rim of glass prior to placing in glass wash machine. <ul style="list-style-type: none">Pack size - 1 litre.Dosage - ready to use, no dilution required.Use to remove lipstick from rim of glass prior to placing in glasswash machine.Use with circular applicator and foam pad. Applicator and foam pad: <ul style="list-style-type: none">Remove applicator rim and foam pad from applicator.Wet foam pad with water and squeeze out excess. Replace in applicator.Using the measuring cup from the top of the Quash bottle, pour 6 x 50ml of water onto the foam pad. Replace applicator rim.Pour 1 x 50ml of Quash solution evenly over the foam pad.Use as required throughout the day.Wash all parts in warm water at the end of night closedown.Hand wash only.





Private and confidential – for internal use only

Generic SOP name	Product	Details
Glasswash rinse aid Product code – SCLEA30		JDW glasswash rinse aid. <ul style="list-style-type: none">Pack size - 5 litre.Dosage - ready to use, no dilution required.Use in conjunction with automatic dispensing units (includes front loading detergent tanks).Final rinse temperature between 70°C - 75°C for optimum performance.Wear suitable PPE (gloves and goggles) when handling this chemical.
Dishwashing rinse aid Product code – SCLEA29		JDW dishwashing rinse aid. <ul style="list-style-type: none">Pack size - 5 litre.Dosage - ready to use, no dilution required.Use in conjunction with automatic dispensing units.Final rinse temperature between 82°C - 85°C.Provides smear free results and prevents foam build up in the wash tank.Wear suitable PPE (gloves and goggles) when handling this chemical.
Glasswash detergent Product code – SCLEA28		JDW glasswash detergent. <ul style="list-style-type: none">Pack size - 5 litre.A non-caustic detergent which effectively cleans all glassware without causing damage or effecting beer head retention.Dosage - ready to use, no dilution required.Use in conjunction with automatic dispensing units (includes front loading detergent tanks).Wash water temperature of 55°C - 60°C for optimum performance.Corrosive. Avoid contact with skin and eyes.Wear suitable PPE (gloves, apron and goggles) when handling this chemical.
Laundry washing powder Product code – 140300		Laundry bio washing powder. <ul style="list-style-type: none">Pack size - 8.4kgDosage - ready to use.
Spill powder Product code – SCLEA57	 	Spill aid/stardust - spillage powder. <ul style="list-style-type: none">Pack size - 30 litre sack.Pack size - 7kg.Dosage - ready to use, no dilution required.Surround the spillage, sweep over the spillage, swirl and brush up using a dust pan and brush.For use on human waste, blood, vomit, liquid spillages, vegetable oils.







Private and confidential – for internal use only

Generic SOP name	Product	Details
Graffiti remover Product code - SCLEA133		Sprint spitfire plus. For removing paint and ink from hard surfaces. <ul style="list-style-type: none">• Do not use on painted surfaces as it will strip the paint off.• Pack size - 6 x 750ml with trigger.• Dosage - supplied in a trigger spray ready to use.• Turn nozzle to 'ON' to use.• Spray onto a cloth or blue roll and apply to the surface.• Allow to act for 1 minute.• Wipe the surface clean with a dry cloth.• Wear suitable PPE (gloves and safety goggles) when handling this chemical.
Frankie cleaning kit – Order via Wisdom – supply only		Frankie solution. <ul style="list-style-type: none">• Pack size – 1 litre.• Dosage – refer to SOP.• Use measured dispense on the chemical bottle.• Product to be added to cleaning container when prompted.• Ensure that the container is rinsed with warm water once cycle is complete.• Wear suitable PPE (gloves and goggles) when handling this chemical.
Frankie cleaning tabs – Order via Wisdom – supply only		Frankie cleaning tabs. <ul style="list-style-type: none">• Pack size – 2 x 200pcs.• Dosage – Ready to use, tablet form.• Place one tablet into the cleaning chute when instructed to do so during end of night clean.• Wear suitable PPE (gloves and goggles) when handling this chemical.
Probe wipes Product code – W0397		Probe wipe tub. <ul style="list-style-type: none">• Pack size - 200.• Dosage - ready to use.• Check product is within the use by date.• Always replace the lid (if applicable) to avoid the wipes drying out.• Ensure the container is cleaned throughout the day.
Fly killer Product code – W0021		Fly killer. <ul style="list-style-type: none">• Dosage - ready to use.• Only use in well ventilated areas.• Do not use around food items, utensils or in food preparation areas.• Avoid contact with skin and eyes.• Do not breath the spray mist.• Wash hands and exposed skin after use.• Do not touch treated surfaces until they are dry.
Floor cleaner Product code – 013800		Citrus degreaser. Citrus based multi purpose floor cleaner especially for public toilets and bar floors. <ul style="list-style-type: none">• Pack size - 2 x 5 litres.• Dosage: 3 x doses (pumps) via smart pump bucket fill per 10 litres hot water.• If a smart pump is not available, use a pelican pump 3 x doses (pumps) per 10 litres hot water.• Use only through smart pump bucket fill or pelican pump dispenser system.• Wear suitable PPE (gloves and goggles) when handling this chemical.




Private and confidential – for internal use only

Generic SOP name	Product	Details
Powder Sanitiser D48 Product code – 050800		Powder sanitiser. <ul style="list-style-type: none">• Pack size - 10kg.• Dosage: Supplied in powder form.• In a solution: 6g per litre of warm water - 60g per 10 litre of warm water (mop bucket).• Use the measuring scoop provided.
Powder Sanitiser Shaker Product code – 050300		As a powder: For use when cleaning surfaces: <ul style="list-style-type: none">• Light application - Apply from shaker onto a damp cloth or directly onto surface, leave for up to 5 minutes, rinse with cold water.• Heavy application - Apply from shaker neat onto wet surfaces, leave for up to 5 minutes, rinse with cold water and allow to air dry. For use when cleaning and soaking mop heads: <ul style="list-style-type: none">• Fill the mop bucket with 60g of powder sanitiser per 10 litres of warm water.• Allow to soak for up to 30 minutes.• Rinse in clean warm water and allow to dry before use. <ul style="list-style-type: none">• Do not breath in vapours.• Wear suitable PPE (gloves, apron and goggles) when handling this chemical.• Powder sanitiser shaker supplied separately.
Toss blocks Product code – 059300		Urinal blocks. Biological urinal blocks. <ul style="list-style-type: none">• Pack size - 1.1kg tub.• Dosage - ready to use, no dilution required.• Place 1 to 2 blocks into the bowl of the urinal or base of urinal trough.• Wear suitable PPE (gloves) when handling this chemical.
Chewing gum remover Product code - 420500		Enhance anti gum - Chewing gum remover. <ul style="list-style-type: none">• Pack size - 12 x 1 litre.• Dosage - ready to use via nozzle on cap, no dilution required.• Using a scraper remove as much of the gum as possible.• Shake the sealed bottle before use.• Apply the chemical directly onto chewing gum, leave for up to 15 minutes. Do not rub.• Blot the surface to remove the gum with the appropriate colour coded cloth for the area to be treated.• Repeat if necessary.• Wear suitable PPE (gloves) when handling this chemical.




Private and confidential – for internal use only

Generic SOP name	Product	Details
Sanitiser Product code - 030840 Trigger Spray Product code - 500ml - 151800 Product code - 250ml – 099800	  	SA41 cleaner sanitiser concentrate <ul style="list-style-type: none"> Pack size - 2 x 2 litre. <ul style="list-style-type: none"> Wear suitable PPE (gloves and goggles) when handling this chemical undiluted. For surface and equipment cleaning in the kitchen: <ul style="list-style-type: none"> Dosage: use cold water. 1 x 20ml dose into 500ml trigger spray bottle provides a 4% solution. 30 seconds contact time. Cleans and sanitises in one process. Use only through the Safe Dose Dispenser in the kitchen. For all kitchen surfaces only. For front of house tables, bar surfaces and in the cellar: <ul style="list-style-type: none"> Dosage: use cold water. 1 x 5ml dose into 250ml white trigger spray bottle provides a 2% solution. Spray directly onto the cloth and wipe clean. Cleans and sanitises in one process. Use only through the Safe Dose Dispenser in the bar. For all front of house tables and bar surfaces.
Cleaner & degreaser All purpose cleaner Product code - 098200 Trigger Spray Product code - 152100	 	SA51 cleaner degreaser concentrate. <ul style="list-style-type: none"> Pack size - 2 x 2 litre. For walls, doors and surface cleaning : <ul style="list-style-type: none"> Dosage: Use hot water. 1 x 20ml dose into 500ml degreaser trigger bottle provides a 4% solution. 2 x 20ml dose into a bucket per 10 litres water provides a 0.2% solution. Surface cleaning: <ul style="list-style-type: none"> Apply using the degreaser trigger bottle, with a cloth or green scourer. Allow 5 minutes contact time for maximum effect. <ul style="list-style-type: none"> Use only through the zenith safe dose dispenser in the kitchen. Wear suitable PPE (gloves, apron and goggles) when handling this chemical.
Dishwashing detergent Product code – SCLEA27		JDW dishwashing detergent. <ul style="list-style-type: none"> Pack size - 5 litre. Dosage - ready to use, no dilution required. Use in conjunction with automatic dispensing units. Wash water temperature between 55°C - 60°C for optimum performance. Features a high degree of stain removal as well as sanitising all washware. Remove food scraps from dishes before stacking into the dishwasher. Corrosive - causes severe burns. Avoid contact with skin and eyes. Wear suitable PPE (gloves, apron and goggles) when handling this chemical.



Private and confidential – for internal use only

Generic SOP name	Product	Details
Weed killer Product code - W0034A Dispenser code - W0035A	 	Gallup weed killer. Spray onto paths and patio surfaces to kill the weeds and roots. <ul style="list-style-type: none"> Pack size – 1 x 1 litre. Dosage – Add 24ml of chemical to 1 litre of water in the weed killer pump sprayer. The chemical must only be mixed in the pump sprayer. Shake/agitate the mixture thoroughly before use. Use immediately after mixing. 1 litre of weed killer solution will treat up to 40 square metres (5m x 8m). Weed killer must only be dispensed using the pump sprayer. Pump the handle on the top of the sprayer prior to use. Squeeze the handle on the nozzle to commence spraying. Wear suitable PPE (gloves, apron and goggles) when handling this chemical. Do not use weed killer in windy weather. Do not use week killer in customer areas whilst the pub is open..
Heavy duty liquid degreaser Product code – 040700		Heavy duty liquid degreaser. <ul style="list-style-type: none"> Pack size - 2 x 5 litre. Kitchen floor cleaning: <ul style="list-style-type: none"> Dilution 1:100 /10ml per litre of warm water. Dosage: <ul style="list-style-type: none"> - 3 x pelican pumps / 10 litres warm water (standard altro flooring). - 4 x pelican pumps / 10 litres warm water (resin flooring/heavy soiling). Apply using a mop and/or with a floor deck scrubber. Allow 15 - 20 seconds contact time. Agitate any stubborn areas. Wipe over the treated area and allow to dry. For spot cleaning the kitchen floor during the day: <ul style="list-style-type: none"> 2 x pelican pumps into 500ml trigger spray bottle (use warm water). Spray directly onto the floor. Mop with a damp mop to remove soiling. Cleaning Fryers: <ul style="list-style-type: none"> Dilution 1:50 / 20ml per litre. Dosage: 3 x pelican pumps / 5 litre warm water. Wear suitable PPE (gloves and goggles) when handling this chemical. Use only through smart pump bucket fill or pelican pump dispenser system.






Private and confidential – for internal use only

Generic SOP name	Product	Details
Glass renovator powder – Order via Wisdom – supply only		Megaton glass renovate powder. Product is designed to remove protein deposits, beer residue and reduce etching. <ul style="list-style-type: none">• Pack size - 5kg tub.• Dosage - ready to use, no dilution required.• Can be used with all cabinet glasswashers.• Place 2 x 15ml scoops of renovate powder into the machine cabinet.• Load the first basket of glassware into the machine and close the door. Press the large spray button and release.• When the cycle is complete remove the glassware.• Repeat the above process using 1 scoop of renovate powder for the second basket of glassware, 2 scoops for the third basket, 1 scoop for the fourth basket and so on until all required glassware has been renovated.• Corrosive product with chlorine smelling properties, avoid contact with skin and eyes.• Wear suitable PPE (gloves and goggles) when handling the chemical.
Beer line cleaner Product code – SCLEA108		Prosan Ultra Plus - Beer line cleaner. <ul style="list-style-type: none">• Pack size - 4 x 5 litre.• Dosage - used with automatic line cleaning machine which dilutes the chemical with water.• Wear suitable PPE - rubber gloves, apron & goggles.
GreasePak Fluid – Order via Wisdom – supply only		GreasePak Fluid. <ul style="list-style-type: none">• Pack size – 3 x 5 litre.• To be used with dosing unit located in the pot wash area.






Private and confidential – for internal use only

Generic SOP name	Product	Details
De-scaler Product Code – 100829788		Room Care R8 descaler. <ul style="list-style-type: none">• Pack size - 6 x 750ml. <p>Kettles:</p> <ul style="list-style-type: none">• Dosage: Pour 100 ml of descaler into the kettle.• Add cold water to the maximum fill line.• Leave for 1-2 hours.• Rinse thoroughly with fresh cold water.• Fill the kettle with cold water and boil it once.• Pour the water away.• Refer to SOP HSOP PC010 – Descaling kettles. <p>Taps / shower heads:</p> <ul style="list-style-type: none">• Apply as required on a cloth or sponge (not direct).• Wipe firmly and rinse with cold water. or <ul style="list-style-type: none">• Remove head and place in bucket of solution for 1-2 hours.• Remove and rinse thoroughly with cold water. <ul style="list-style-type: none">• Wear suitable PPE (gloves and goggles) when handling this chemical.• Do not leave neat on chrome. Do not use on marble or enamelled surfaces.
Spray and wipe Product Code – 030860 Trigger spray bottle Product Code – 987004		SA43 hygienic multi-surface cleaner – spray and wipe (HOTEL ONLY). <p>For cleaning bathrooms and tiles.</p> <ul style="list-style-type: none">• Pack size – 2 x 2 litres.• Dosage - Fill the trigger spray bottle with 480ml of cold water and add 20ml of chemical from the safe dose dispenser.• Cleans and sanitises in one process.• Spray directly onto the surface, leave for 30 seconds, and then wipe clean with a cloth.• Use only through the safe dose dispenser in the hotel.• Wear suitable PPE (gloves and goggles) when handling this chemical undiluted.

Private and confidential – for internal use only

Generic SOP name	Product	Details
Carpet Shampoo Product Code - SMISC785		Wash and revive Nuchem 4 carpet shampoo. For use with Henry carpet and upholstery cleaning machine only. <ul style="list-style-type: none">• Pack size – 1 x 1 litre.• Dosage:<ul style="list-style-type: none">- Normal soiling - 40ml of carpet shampoo to 5 litres of water.- Heavy soiling - 80ml of carpet shampoo to 5 litres of water.• Wear suitable PPE (gloves and goggles) when handling this chemical.
Hand wash Product Code - 85170 Refillable bottle Product Code - 85150 Stainless steel holder Product Code - 85899	 	Geneva Guild liquid hand soap (HOTEL ONLY). +3 litre refill bottle. No dilution necessary.
Hair and body wash Product Code - 85172 Refillable bottle Product Code - 85155 Stainless steel holder Product Code - 85899	 	Geneva Guild hair and body wash (HOTEL ONLY). +3 litre refill bottle. No dilution necessary.

Private and confidential – for internal use only

Generic SOP name	Product	Details
Cream cleaner Product code – 101101738		Diversey - R7 Cream cleaner (HOTEL ONLY). Suitable for use on showers, sinks, baths, taps, and similar hard surfaces. <ul style="list-style-type: none">• Pack size - 12 x 500ml.• Dosage - ready to use, no dilution required.• Shake the bottle, apply the product with a damp cloth, and clean the surface.• Rinse thoroughly with fresh water and wipe dry. If required, buff with a clean, dry cloth.• Wear suitable PPE (gloves) when handling this chemical. Safety glasses must be worn where there is a risk of splashing.
Washroom Renovator Product Code - 101101251		Taski Sani MouldOut (HOTEL ONLY). Suitable for use on showers, sinks, baths and similar hard surfaces. <ul style="list-style-type: none">• Pack size - 6 x 750ml with trigger.• Dosage - supplied in a trigger spray ready to use.• Turn nozzle to 'ON' to use.• Specially formulated to remove mould / mildew stains, soap residues, grease and oils.• Wear suitable PPE (gloves, apron and safety glasses) when handling this chemical.
Store room		<ul style="list-style-type: none">• Keep the chemical store room clean and tidy at all times.• Chemicals must have build-to order levels in place to prevent over-stocking.• On delivery, unpack chemicals.• Store neatly on the shelf ensuring all products are rotated.• Do not store chemicals above head height.• Keep products off the floor where possible to allow for easier cleaning and inspection.• Mop up all spillages immediately.
First aid		<ul style="list-style-type: none">• Most chemicals are irritants to skin and eyes.• If PPE is specified in the SOP, this must be worn when completing the task.• Refer to individual product labels for specific safety advice.• In case of accident or injury through use of chemicals seek medical advice immediately – refer to the COSHH Manual and show the label where possible.• Hands must be washed thoroughly after using any chemicals.
Alert		<ul style="list-style-type: none">• Chemicals must never be mixed with another chemical.• Keep chemicals out of reach of customers and children.• Never store chemicals in an open container.• If chemicals are transferred into another bottle, eg trigger spray, the bottle must be clearly labelled to indicate the contents.• Empty, lidded chemical containers must be retuned in clear recycling bags. Do not return chemical containers for recycling if they do not have a lid securely in place.• Where required, employee specific risk assessments must be completed.

Private and confidential – for internal use only